

Veiling of the Sun

for string quartet

Angela Elizabeth Slater






Veiling of the Sun for string quartet 2016

Veiling of the Sun explores ideas and imagery associated with a solar eclipse. It explores different representations of light and uses timbral dissonance to represent the blocking out of light. These moments gradually increase in rhythmic pacing as the sun becomes more and more covered by the moon. The last passage represents the final glimpses of light around the edge of the moon before the eclipse reaches totality and darkness truly takes hold.

c. 5 mins

Angela Elizabeth Slater

Performance notes:

- 1) Sul ponticello and sul tasto are abbreviated in most cases to S.P. and S.T. respectively. Normal playing position is reinstated by indication of nat..
- 2) . -> : gradually move from one technique/position to another.
- 3) Left hand pizz. indicated by + underneath or above the notehead.
- 4) Tremolo speed changes are marked with an indication of speed, e.g. fast, and then an ---> to the desired speed.
- 5) Circular bowing will be indicated by the symbol .
- 6) Bowing on the bridge is indicated by .
- 7) Playing so softly that no discernable pitch is created and just the sound of the bow is heard when indicated with 'x' noteheads.
- 8) When there is more than one note to trill to, alternate freely between the options given.
- 9) Pressure trill: a trill produced by alternating the finger pressure between normal () and light (harmonic ). These will be indicated with the same note as a harmonic in brackets with a tr symbol above.
- 10)  Add bow pressure to produce a distorted sound, in which the sounding pitch is completely replaced by noise and then comes back to tone again.

Veiling of the Sun

Angela Elizabeth Slater

♩ = c.60 Flickering fading light

Violin I: con sord. *ppp* → *p* → *fp* (S.P. → nat.)

Violin II: *mp* (III) → *ppp* (IV) → *pp*

Viola: con sord. *mp* → *p* → *fp* (jeté, freely IV → S.P.)

Violoncello: *f* → *mp* → *ppp* → *mp* → *f* → *p* (II → S.P. → nat. → 3 → tr)

*lightly press the string

5

S.P. → S.T.

senza sord.

Violin I: *pp* → *mp* (tr) → II → II (6)

Violoncello: → nat. (tr) → S.P. → III → 3 → II → I → tr (jeté, freely)

Violoncello (lower): S.P. → 5 → 6 → 7 (*p* → *mf*)

4 9

I
 II
 7
mf
 tr
 *keep trilling
 p
 S.P.
 nat.
 II
 6
 6
 6
mf
 pp
 f
 III
 tr
 nat.
 III
 5
 S.P.
 nat.
 III
 5
mp
 f
mp
 f
 tr
 nat.
 S.P.
 S.T.
 no trill
 (tr)
 6
 6
 7
mf
 p
 f

11

nat.
mp
pp
 f
 (nat.)
mp
 (nat.)
 II
 5
 S.P.
 7
 nat.
 tr
 III
mp
 (III)
 S.P.
 III
 S.P.
 tr
pp
mp
pp
mp
pp
mp